



2013 UCI BMX World Championships

22-28 July 2013

LATE ENTRY

***for the Challenge 20" and Cruiser classes and
30+ Male Masters***

Race Parameters:

- Practice days: Monday 22 July 2013
Tuesday 23 July 2013
- Race Days Wednesday 24 July 2013:
Session 1 – 10-14 Year 20"
Session 2 – 15+ 20"
- Thursday 25 July 2013:
Session 1 – 5-9 Year 20"
Session 2 – Cruisers
- Saturday & Sunday – Championship days
- Time details of sessions are provided at;
<http://www.bmxworldsnewzealand.com/>
- Event Location: Vector Arena – Mahuhu Crescent, Downtown Auckland
- Class offered: Limited places are available in the following classes:
- Boys 20"**
5-6, 15, 16, 25-29, 30+
- Girls 20"**
5-7,8,9,10,11,12,13,14,15,16,17+
- Masters 20"**
Male 30+
- Cruiser – Male**
13-14,15-16,17-24,25-29,30-34,35-39,40-44
- Cruiser – Female**
Under 16, 17-29, 30+
- Entry Date: Entries close 20 MAY 2013**

Entry Fee: \$175.00 per rider per class

Submit your entry by email and await advice of acceptance prior to payment of the entry and clothing fees.

Refunds: No refunds will be provided for any reason.

Eligibility:

- Riders must have had their 5th birthday.
- Riders must be a citizen of New Zealand

Licence Requirements: Current BMX New Zealand issued Sprocket or Open licence.

If a Late Entry applicant is not currently licenced with BMX New Zealand, completion of the attached licence application is required and must be forwarded with the wild card application and the licencing fee directly to BMX New Zealand.

Race Format: Standard UCI format under 2013 UCI rules, chapter 6.
Refer www.uci.ch

Registration: Team Management will advise details of the registration time and location.

Number Plates: Riders will be provided with number plates.

Race Jersey: All riders must wear the official BikeNZ 2013 issue race jersey at practice and race sessions.

Riders must order a minimum of 1 race jersey, there is no maximum number that can be ordered.

BikeNZ race pants are not available for late entries.

LATE ENTRY Documentation:

- Signed application form to worldentry@bmxnz.co.nz
- Copy of passport/birth certificate demonstrating New Zealand citizenship.
- Details of BMX experience of the rider.
- If not licenced already by BMX New Zealand, completion of the licence form.
- Late entries will only be considered for under subscribed classes as listed on page 1.

Further details: BMX NZ Administration
Email: entries@bmxnz.co.nz
Phone: +64 21 247 8934



UCI BMX 2013 World Championships - ENTRY FORM

LATE ENTRY ONLY

Name: _____ Cell phone number during Worlds event: _____

Cell Phone: _____ Email: _____

Licence No	First Name	Last Name	DOB	M	F	20"	Cruiser	Masters	No of Jerseys	Size
						Refer list of available classes				

BMX Experience:

BMX New Zealand Incorporated, BikeNZ Incorporated, UCI and Race Officials accept no responsibility for damage or injury of any nature to any person or property whilst attending or participating in any activity within the event. It is the sole responsibility of all riders and Guardians to receive and act in accordance with appropriate medical advice relating to any injury or medical condition which may in any way compromise a rider's personal health or safety, or that of other riders.

Submission of this ENTRY FORM implies acceptance of these and other conditions of entry as provided for within the Meeting Flyer and Rules.

Entry fees and licence fees are to be paid to the account of BMX New Zealand – ANZ Bank Hamilton – 060317-0827030-00 – ensure rider's name and DOB is noted in the payment details. (SWIFT CODE is ANZBNZ22) If paying from outside New Zealand – ensure all Bank fees are covered at point of payment including any fees charged in New Zealand.

Entry Fees: \$175.00 per rider per class

Jersey Pricing: Men & Women sizes - \$100.00 per jersey – Youth sizes - \$90.00 per jersey

Sizing Chart attached – measure is from armpit seam to armpit seam across the chest.

Name: _____ Signed: _____

(Parent to complete and sign this form on behalf of the entrant if the rider is under 16 year of age)



BMX New Zealand Inc.
 P O Box 67
 Waiuku
 South Auckland 2341
 Email: admin@bmxnz.co.nz
 Phone: 021 24 78934
 Fax: (09) 235-7026
 Web: www.bmxnz.co.nz

APPLICATION FOR RACING LICENCE for LATE ENTRY 2013 UCI BMX WORLD CHAMPIONSHIPS

I apply to BMX New Zealand Inc. (BMX NZ) for a racing licence for either myself, or a person aged less than 16 years for whom I am a parent or guardian. I agree (either for myself or on behalf of the person for whom I am a parent or guardian) to comply with BMX NZ rules with respect to all BMX activities. I understand that I am responsible for my own actions while participating in BMX activities.

All applicants need to complete this form fully, and to sign it before the application will be processed.

Personal Details

First Name: Last Name:

Date of Birth: (dd/mm/yyyy)

Gender: Female Male

Address:

Telephone: (HM) Cellphone:

E-mail:

Please tick if you wish to be added to BMX NZ data base for email alerts for events and information.

You may unsubscribe to email alerts by emailing unsubscribe@bmxnz.co.nz from the email address you wish to unsubscribe from.

Ethnicity: Iwi:

Note: A copy of your passport/birth certificate must be attached to this application demonstrating citizenship of New Zealand.

Duration of Licence

1 May 2013 - 31 December 2013

Licence Type required (please tick)

Open \$100.00 Kiwi Sprocket \$100.00


Signature of Rider/Parent or Guardian: Date:-.....


Please return this form to BMX NZ with your LATE ENTRY form for processing


Date Received: Passport/Birth Cert copy included Yes No

Accepted: Licence Number NZ.....

Measure is from armpit seam to armpit seam across the chest – Please ignore inch measures and use the 'cm' measure only.

ZXU	SIZE GUIDE	YOUTH DOWNHILL/BMX JERSEY				CX2920A
	SIZE	YXS	YS	YM	YL	YXL
	CHEST(cm)	39-41	41-43	43-45	45-47	47-49
	CHEST (in)	15-16	16-17	17-18	18-19	19-20
	WAIST (cm)	37-39	39-41	41-43	43-45	45-47
	WAIST (in)	14-15	15-16	16-17	17-18	18-19

ZXU	SIZE GUIDE	MENS DOWNHILL/BMX JERSEY				UX2665A	
	SIZE	XS	S	M	L	XL	XXL
	CHEST(cm)	52-54	54-56	56-58	58-60	60-62	62-64
	CHEST (in)	20.5-21.5	21.5-22.5	22.5-23.5	23.5-24.5	24.5-25.5	25.5-26.5
	WAIST (cm)	50-52	52-54	54-56	56-58	58-60	60-62
	WAIST (in)	19.5-20.5	20.5-21.5	21.5-22.5	22.5-23.5	23.5-24.5	24.5-25.5

ZXU	SIZE GUIDE	WOMENS DOWNHILL/BMX JERSEY				WX2834A	
	SIZE	XS	S	M	L	XL	XXL
	CHEST(cm)	50-52	52-54	54-56	56-58	58-60	60-62
	CHEST (in)	19.5-20.5	20.5-21.5	21.5-22.5	22.5-23.5	23.5-24.5	24.5-25.5
	WAIST (cm)	46-48	48-50	50-52	52-54	54-56	56-58
	WAIST (in)	18-19	19-20	20-21	21-22	22-23	23-24